

# Abenteuer-Spielplatz



Adventure playground

Terrain d'aventure

Avontuurlijke speelplaats

Art. Nr. 272568

- D**
- Vor Beginn des Bastelns sollten Sie sich mit den Spritzlingen und der Anleitung vertraut machen.
  - Sollte es einmal vorkommen, daß ein Teil im Bausatz fehlt, kreuzen Sie bitte das fehlende Teil in der Anleitung an und schicken Sie diese bitte an Fa. Gebr. FALLER GmbH, Abt. Kundendienst, Kreuzstraße 9, 78148 Gütenbach. Sie erhalten dann umgehend Ersatz.

- GB**
- Before commencing with the assembly please familiarize yourself with the parts and read the instructions carefully.
  - In case of missing parts please indicate these on the instructions leaflet with a circle and return the leaflet to Gebr. FALLER GmbH, Kreuzstraße 9, D-78148 Gütenbach, Germany. You will receive the replacement by return.

- F**
- Avant de commencer le montage de votre maquette bien lire la notice et repérer les grappes.
  - Si une pièce manquait dans une boîte, cochez la pièce correspondante sur la notice et renvoyez la nous à Gebr. FALLER GmbH, Kreuzstraße 9, D-78148 Gütenbach (R.F.A.). Nous vous ferons parvenir la pièce par retour.

- NL**
- Vóór het bouwen zou men de gietstukken en de handleiding moeten bestuderen.
  - Indien onverhoopt een onderdeel aan het bouw pakket ontbreekt, gelieve men het ontbrekende deel in de handleiding aan te kruisen en deze te zenden aan Gebr. FALLER GmbH, Kreuzstraße 9, D-78148 Gütenbach. U ontvangt dan omgaand en gratis het ontbrekende onderdeel.



170492  
FALLER-EXPERT

Flüssigkleber in Plastikflasche mit Spezialkanüle für feinste Klebstoffdosierung.

FALLER-EXPERT

Liquid cement in plastic bottle with canule for very fine dosage.

FALLER-EXPERT

Colle liquide en bouteille plastique avec bec verseur pour un dosage précis.

FALLER-EXPERT

Vloeibare lijm in plastic-flacon met doseerbuisje om nauwkeurig te lijmen.



170688  
Spezial-Seitenschneider

zum gratfreien Abtrennen von feinsten Spritzteilen. Nur für Polystyrol geeignet.

Special side cutter

for cutting off ultra-fine moulded parts without burrs. Only suitable for polystyrene.

Pince coupante spéciale

pour couper sans bavure les pièces miniatures moulées par injection. Uniquement appropriée pour le polystyrène.

Speciale zijknippen

voor het braamloos afknippen van de fijnste gietstukdelen. Alleen geschikt voor polystyrol.




Inhalt	Spritzlinge	41	1	x
Contents	Sprues	42	1	x
Contenu	Moulages			
Inhoud	Gietstukken			

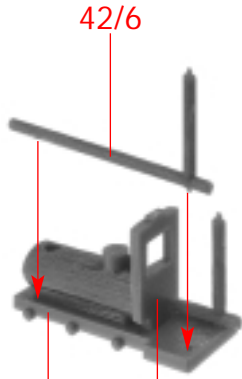
Sa. Nr. 230 695 0

**ACHTUNG:**  
**ATTENTION:**  
**ATTENTION:**  
**BELANGRIJK:**


Farbrückstände vom patinieren unbedingt von allen Klebeflächen entfernen !  
 Before glueing please make sure to remove all patina colour remains from all surfaces to be glued !  
 Les résidus de peinture générés par la patine sont à enlever de toutes les surfaces à encoller !  
 Verfresten van het patinieren van alle lijmvlakken verwijderen !



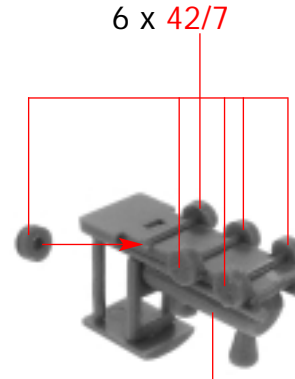
**(A)** 42/1 42/3




**(B)** (A) 42/2




**(C)** (B) 42/4 42/5



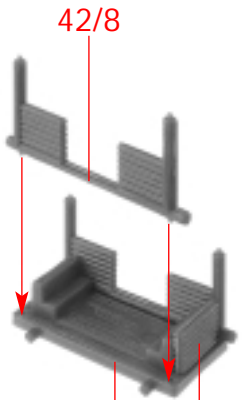
**(D)** (C) 6 x 42/7



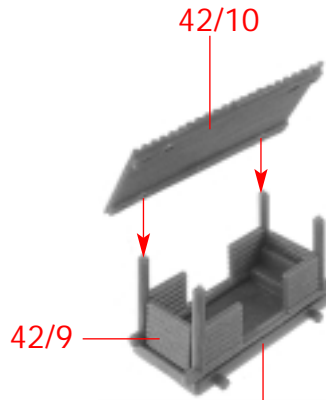
**(E)** (D)



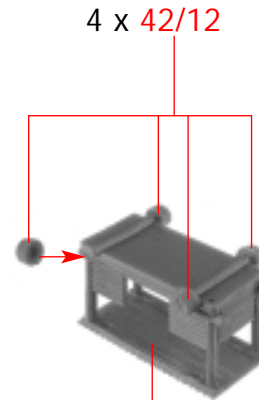
**(F)** 2 x 42/8 42/11



**(G)** 2 x (F) 42/9



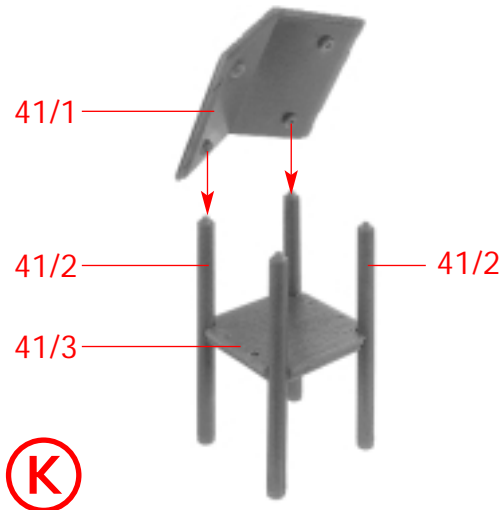
**(H)** 2 x (G) 42/10



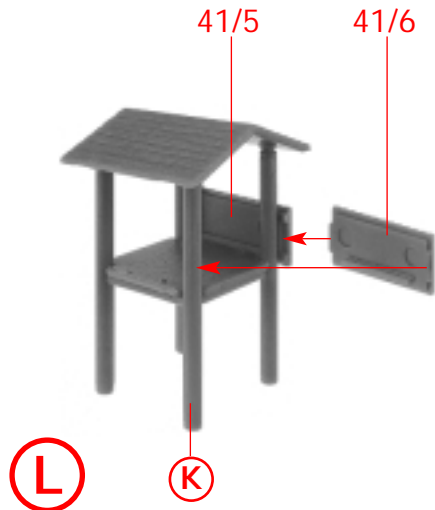
**(I)** 2 x (H) 4 x 42/12



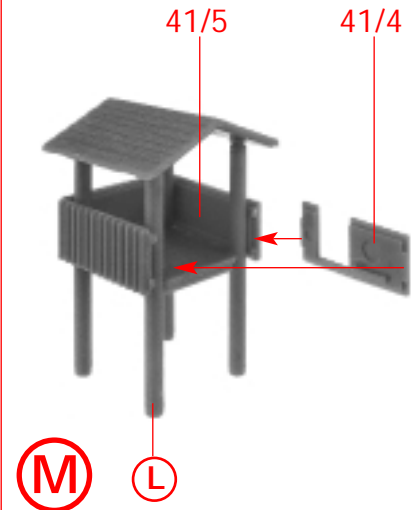
**(J)** 2 x (I)




K



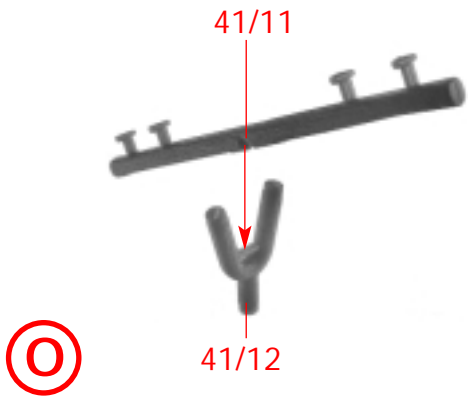
L



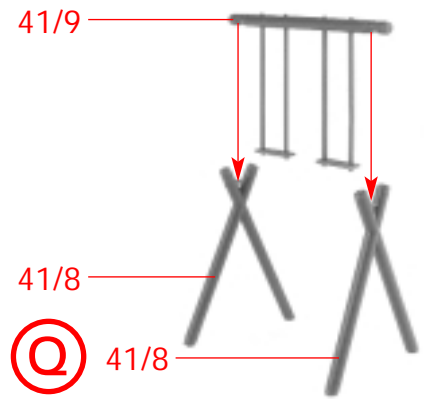
M



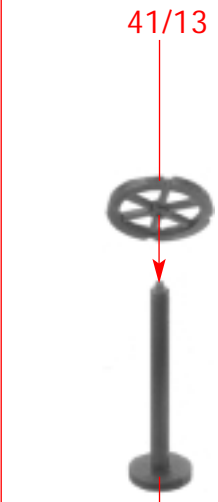
N



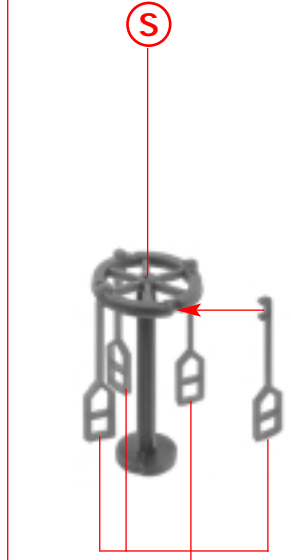
O



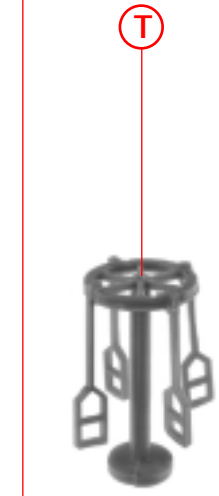
Q



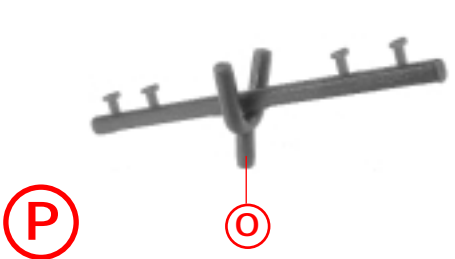
S



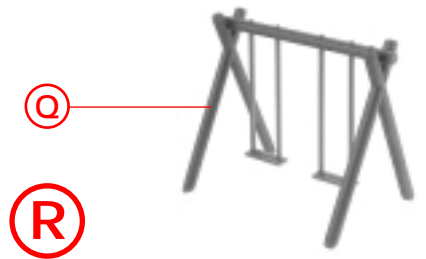
T



U

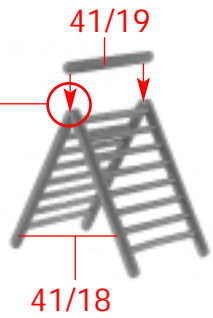
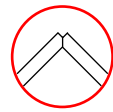


P

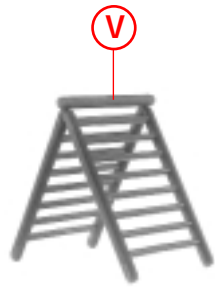


R

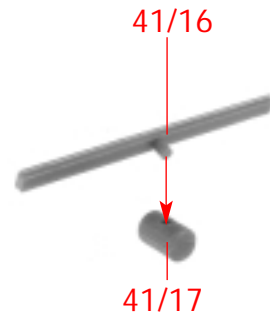
4




V




W



X



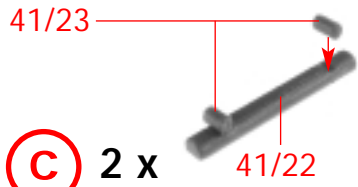
Y



a 2 x 42/13



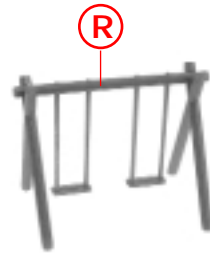
b 2 x a



c 2 x 41/22



d 2 x c



R

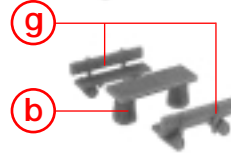


W

P



N




g



b



Y



42/15



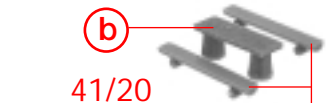
41/10




U



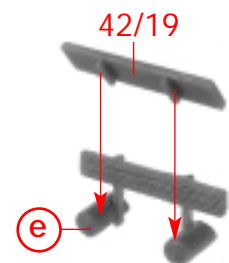
E




b



e 2 x 42/17




f 2 x




g 2 x

h 41/19

J



41/21



d